



# Bicycle Race

*Variation on a theme for young musicians  
Lesson 17.*





## Answer page

There were 12 beats altogether in the whole piece.

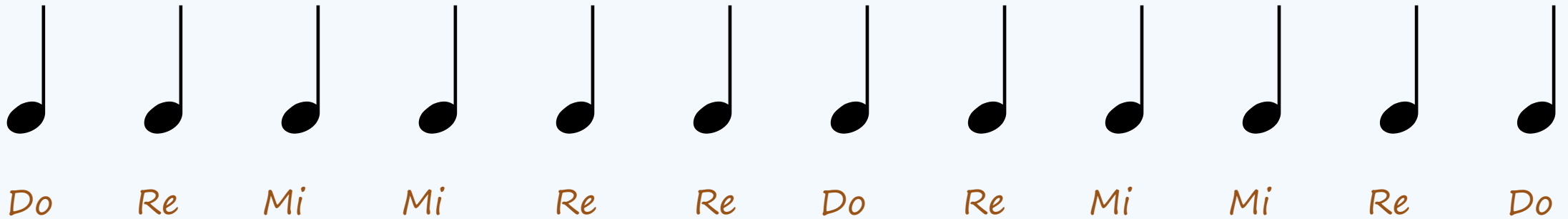
And

Here is what the musical piece looks like when it's written on a page:






*Here is the song using music notes:*





Here is the song using music notation:





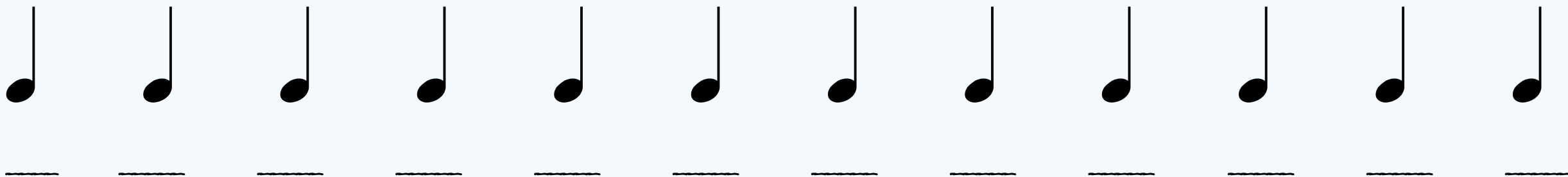


# Blue Rocket

Variation 2.

Name: \_\_\_\_\_

1. Now, once again, you can make your own musical piece!  
All you have to do is write "Do", or "Re", or "Mi" on the lines below the beats.  
The "Do", and "Re" and "Mi" are called musical notes.
2. But this time use 3 Do's, 5 Re's and 4 Mi's in any order that you want.





# Hand Signs

# Piano Fingering Chart

# Music Notes



"Mi"



Note E (Mi)  
Ring Finger




"Re"



Note D (Re)  
Middle Finger



"Do"



Note C (Do)  
Pointer Finger





# Keyboard Practice Pad

